

job name:
 type:

mod™ spec sheet

material

trim ring

precision CNC spun .063" aluminum. rolled top edge for added strength and recessed dome plane eliminates visible mounting hardware.

diffuser

.125" virgin matte white acrylic dome.

optics

reflector

segmented .050 aluminum painted high reflectance powder coat matte white.

internal dust shield

.125" P95 frost acrylic lens provides debris-free diffuser illumination.

top lens

.125" clear acrylic with prepainted white aluminum center disc reflector, protects LEDs while gently illuminating the dome/diffuser.

LED

custom LED board in 3000K, 3500K, or 4000K (80+ cri standard) optional 90cri (see below). under normal operating conditions, the LEDs employed are rated for >50,000hrs L70 (6.8K) per IES TM-21 from LM-80 test data. white power cord is standard with other color options listed below.

driver

integral, programmable, UL class P, class 2, universal input (120-277v), constant current, 0-10v dimming, 1% minimum dimming level, PF >.9, THD <20%, protections include open and short circuit, overload and over temperature.

mounting

5"dia. spun steel canopy in satin white with sloped ceiling adapter. single 12' stainless steel cable connects to field adjustable collector. an array of cables branch off and attach to reflector with adjustable grippers. cable system allows for exact AFF mounting heights.

emergency

recommend use of inverter (by other).
 optional WREM: wired for remote EM battery (by other). 2nd power cord required.



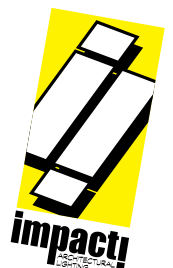
catalog number


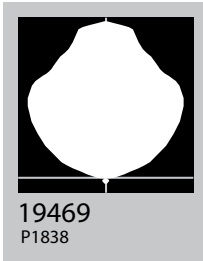

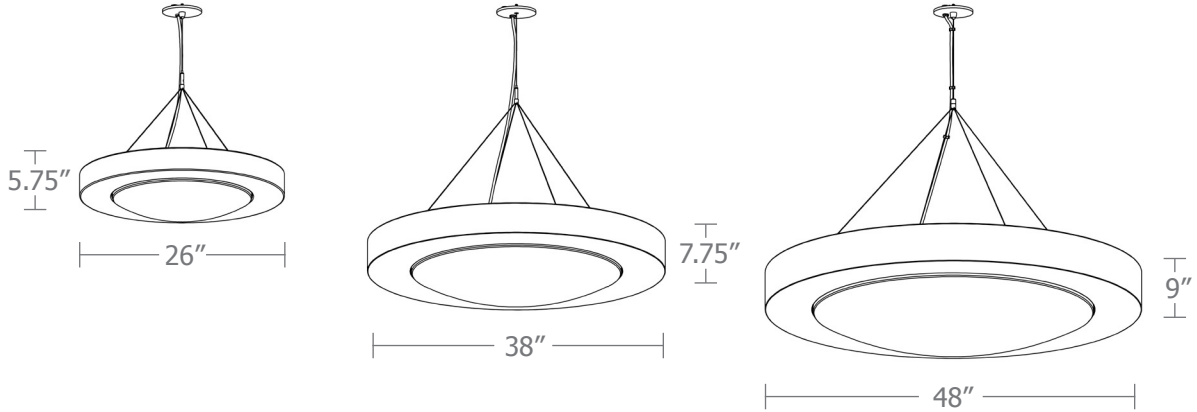
--	--	--	--

size	LED array	painted finish	options
P1826 (2ft) 26"dia X 5.75"ht	30FX 3000K	AP anodized paint	90CRI
	30LO 3000K	BS brass	SBPC Silver braid power cord and white canopy
P1838 (3ft) 38"dia X 7.75"ht	30HI 3000K	BU blue	WREM wired for remote EM battery pack (by other) (see note above)
	35FX 3500K	BZ bronze	
P1848 (4ft) 48"dia X 9"ht	35LO 3500K	CP champagne	
	35HI 3500K	FB flat black	
	40FX 4000K	GM gun metal	
	40LO 4000K	MB military blue	
	40HI 4000K	MW matte white	
	CL xxxx lm custom lumens consult factory	OR orange	
		RD red	
		SB satin black	
		SS satin silver	
		TG textured gray	
		YO yellow	

premium finish

RAL specify RAL#







Cat No Delivered* Lumens **Watts** 120V / 277V **Amps** 120V 277V

P1826 FX	1690	15	.13	.05
P1826 LO	3470	29	.24	.10
P1826 HI	6701	57	.48	.21
ies file # 19615				
P1838 FX	3385	29	.24	.10
P1838 LO	6580	57	.48	.21
P1838 HI	13165	113	.94	.41
ies file # 19469				
P1848 FX	5075	44	.37	.16
P1848 LO	9875	85	.71	.31
P1848 HI	19750	170	1.42	.61


*delivered lumens based on 4000K, 80+ cri
(90cri multiplier .83)




Powder Coat Paint Finishes



MW matte white




AP anodized paint




SS satin silver



TG textured gray




FB flat black



SB satin black



CP champagne



BZ bronze



GM gun metal



OR orange 2011



BU blue 5017



BS brass



RD red 3020



YO yellow 1018



MB military blue

For accurate color verification, actual finish samples are available upon request.

Premium Finishes*



RAL#

*Available on select series. Consult product submittal for availability.

